



# Blokus



## The strategy game for the whole family

### 1 List of parts

The game consists of the following parts:

- a board of 400 squares
  - 84 pieces in four different colours (21 pieces per colour)
- Each of the 21 pieces for a colour is of a different shape. There are: 1 piece of only one square, 1 piece of two squares, 2 pieces of three squares, 5 pieces of four squares and 12 pieces of five squares (see figure 1).

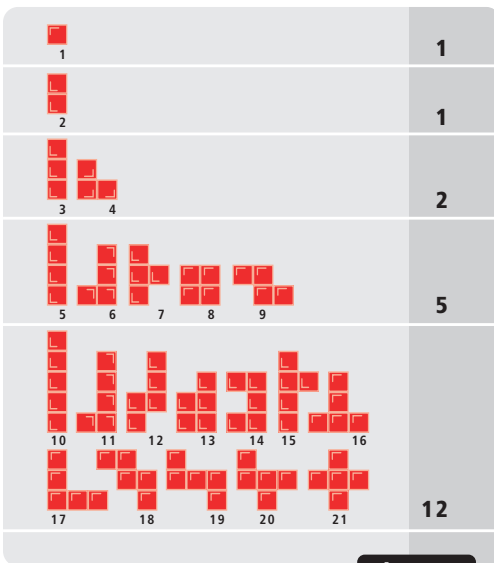


Figure 1

### 2 Goal

Each player has to fit as many of his/her 21 pieces on the board as possible.

### 3 Game

Each player chooses a colour and places that set of 21 pieces in front of their side of the board. The order of play is as follows: **blue**, **yellow**, **red**, **green**. The first piece played by each player must cover a corner square (see figure 2).

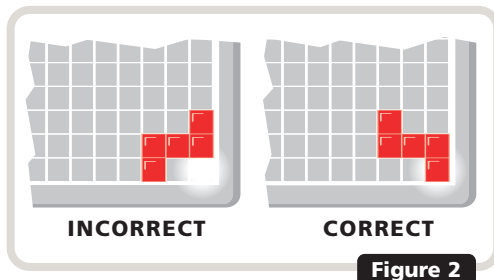


Figure 2

Each new piece must touch at least one other piece of the same colour, but only at the corners. Pieces of the same colour cannot be in contact along an edge (see figure 3).

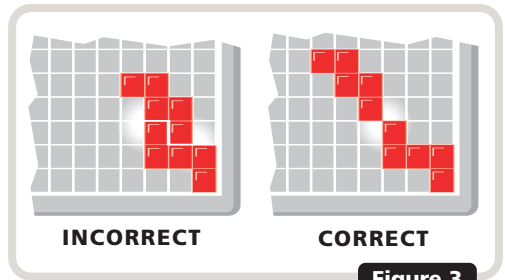


Figure 3

There are no restrictions on how many pieces of different colours may be in contact with each other (see figure 4).

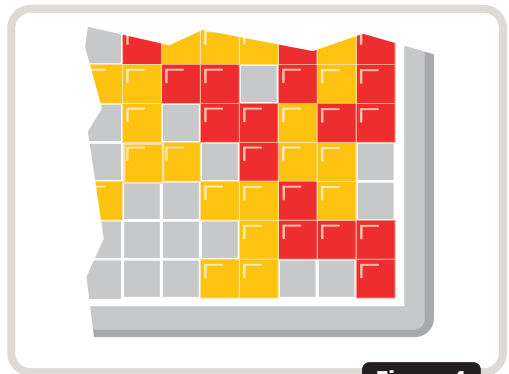


Figure 4

Once a piece has been placed on the board it cannot be moved during subsequent turns.

### 4 End of the game

The game ends when all players are blocked from laying down any more of their pieces. This also includes any players who may have placed all of their pieces on the board. Scores are tallied, and the player with the highest score is the winner.

Scoring: each player then counts the number of unit squares in their remaining pieces (1 unit square = **-1 point**). A player earns **+15 points** if all their pieces have been placed on the board plus **5 additional bonus points** if the last piece placed on the board was the smallest piece (one square).

Figure 5 shows an example of a completed game where the blue player has won.

- The 'blue' player has placed all his/her pieces, and the smallest piece has been played last. Score: +20 points
- The 'yellow' player could not place 2 four-square pieces. Score: -8 points
- The 'red' player could not place 1 three-square piece, 4 four-square pieces, and 1 five-square piece. Score: -24 points
- The 'green' player could not place 1 three-square piece, 3 four-square pieces and 1 five-square piece. Score: -20 points




Figure 5

**5 Duration of a game**

Games typically last 20 to 30 minutes.

**6 Variants**

**a) Two teams of two players (four players)**

The playing order stays the same: **blue, yellow, red, green.**

Players controlling colours starting from opposite corners form a team, namely (blue & red) and (yellow & green).

At the end of the game, each team calculates its score by adding together the scores of its members. The winners is the team with the highest score.

**b) Two players**

The playing order stays the same: **blue, yellow, red, green.**

One player controls blue and red and the other player controls yellow and green. At the end of the game each player calculates his/her score by adding together the scores for their colours. The winner is the player with the highest score.

**c) Three players**

Each player chooses one colour.

The playing order stays the same: **blue, yellow, red, green.**

The remaining colour is shared, and is played alternatively by each player. Final scores are calculated in the same way as for the standard 4-player game. The score of the shared colour is ignored.

**d) Variant for one player**

The Blokus game allows you to undertake numerous brainteasers, such as:

- Placing the 84 pieces on the 20 by 20 board while respecting all the rules of the game set out above.
- Placing the 84 pieces on the 20 by 20 board while respecting all the rules of the game but with the added constraint of placing the pieces in descending order of size. You must firstly place all the pieces with 5 squares, then all the pieces with 4 squares, then all the pieces with 3 squares, then all the pieces with 2 squares and then finally the single squares.
- Placing the 20 pieces with 4 squares in an 8 by 10 rectangle.
- Placing the 48 pieces with 5 squares in a 15 by 16 rectangle.

**Strategy Tips**

- At the beginning of the game, move towards the center of the board in order to take up a maximum amount of space. If you remain confined to the corner you start in, you will not be able to put down many pieces.
- Try to place the largest pieces on the board at the beginning of the game. If you save them for the end of the game, there may not be space for them. Keep an eye on the corners of your pieces - make sure you have options for your next move.
- Take advantage of the characteristics of your pieces. Their shapes give them different offensive or defensive potential, so learn to use them accordingly.
- Throughout the game, keep one or more means of escape on each side of the area containing your colour (or colours).
- Block your opponent by covering their most advanced corners to prevent them from moving forward. Note: Be patient - it is sometimes better to hang back slightly from the opponent's pieces and let your opponent expose themselves so that you can then block them more effectively.
- Take note of the squares where no other player can play and keep these spaces (and their corresponding pieces) in reserve while you play in a more exposed area. You can always come back to the protected spaces later.
- When playing, keep in mind not only your remaining pieces, but also your opponent's remaining pieces. Your opponent may not be able to exploit an empty area if they don't have the correct pieces.

Remember: Players who put all their pieces on the board can gain up to 20 points. Prevent your opponent from putting all of their pieces on the board even if this prevents you from placing some of your own pieces on the board.

**Come and play on the internet site [www.blokus.com](http://www.blokus.com)**

You can play against the computer, obtain advice on the game, place orders for lost pieces, meet other players and see your international ranking.

We have taken the utmost care in the manufacture of your **Blokus** game. However, if you find a manufacturing defect or if a piece is missing, you can contact the distributor of the Blokus game.

**Blokus**, based on the original concept by Bernard Tavitian. All trademarks mentioned are registered trademarks.



THE GREEN BOARD GAME COMPANY LTD  
Unit 112A, Coronation Road,  
Cressex Business Park, High Wycombe,  
Buckinghamshire HP12 3RD, U.K.  
web site : [www.greenboardgames.com](http://www.greenboardgames.com)